


Touchscreen Computers

Two USB ports
on the right
side of the
computer



CD/DVD
Drive is
above the
power
switch


Power
switch
on the
bottom right
hand side



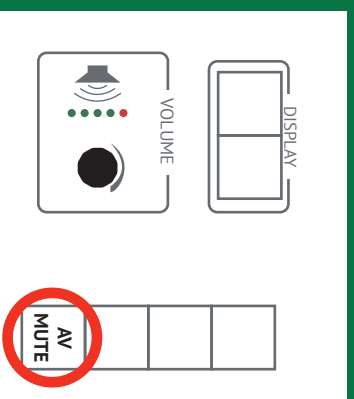
Click inside any input box to
make the virtual keyboard
tab appear



Drag it out to the middle of the screen
and or move it anywhere



Press FN key on bottom
right to get the function
keys on the keyboard



Mute video before
entering usernames
and passwords



Single tap or double tap to simulate
left single or double click
Tap and hold to simulate a right click

You may borrow an external wireless
keyboard or mouse from ETS
They can be plugged into the USB
ports on the left side of the computer