

2020 PSO Climate Change Accountability Report



Projects that support
the well-being of our
ecosystems.

ufv.ca

UNIVERSITY
OF THE FRASER VALLEY

Table of Contents

- Declaration Statement 1
- Our Acknowledgment..... 1
- Overview 1
 - Actions taken in 2020 to minimize emissions..... 1
- GHG emissions 3
- Buildings Energy Consumption..... 3
- Campus Fleet..... 4
- Office Paper Purchasing 4
- Emissions and Offset Summary Table 5
 - University of the Fraser Valley 2020 GHG Emissions and Offsets..... 5
 - Retirement of Offsets:..... 5
 - Executive sign-off 5

Declaration Statement

This Climate Change Accountability Report for the period January 1, 2020 to December 31, 2020 summarizes our emissions profile, the total offsets to reach net-zero emissions, the actions we have taken in 2020 to reduce our greenhouse gas emissions and our plans to continue reducing emissions in 2021 and beyond.

By June 30, 2021, UFV's final Climate Change Accountability Report will be posted to the Office of Sustainability website at <https://www.ufv.ca/energy/energy-reports/>.

Our Acknowledgment

The University of the Fraser Valley (UFV) is situated on S'olh Temexw, the traditional lands of the Stó:lō peoples. We are grateful to be able to work, learn and play on these traditional lands that have been kept pristine for thousands of years. To honour this relationship and in the spirit of reconciliation, UFV continues the important work of caring for our environment and ecosystems through focused efforts coordinated through the Office of Sustainability (OoS).

Overview

Actions taken in 2020 to minimize emissions

The carbon footprint for the University of the Fraser Valley registered at **2,163 tCO₂e** in 2020. UFV has continued to reduce its carbon emissions, recording a **32%** overall reduction in total carbon emission from 2009 to 2020. It should be noted that the year started with the COVID-19 pandemic.

The university continued to complete building energy efficiency projects in 2020; these included:

Solar Thermal Collector	Abbotsford building E
Make-up Air Unit (MAU) - life cycle replacement	Abbotsford building E
Boiler upgrade	Abbotsford building H
Air Handling Unit (AHU) Variable Frequency Drive (VFD) - life cycle replacement	Abbotsford building A-East
Pneumatic control supply fans converted to VFD from pneumatic vane control	Abbotsford buildings A-West, F (F2), and B (F6 and F8)
Pneumatic control upgrades	Abbotsford building B (general areas)
Lighting upgrades	Abbotsford building A-East and parking lot 12

FortisBC supported the feasibility studies for the exterior insulation and finish system (EIFS) upgrades which assessed the impact on the energy consumption of the Abbotsford Campus buildings A-East & D, and supported the feasibility studies for the domestic hot water pre-heat solar thermal project for

building H (Baker House – Student Housing). The suite of rebates made available through these studies enables post-secondary institutions to pursue higher-efficiency equipment and systems that continue to help UFV reduce its carbon emissions.

UFV continues to participate in the BC Hydro and FortisBC led Energy Wise Network, a community of practitioners and utility partners passionate about sustainability and engaging people to reduce energy consumption. The Energy Wise Network provides training, networking opportunities, campaign toolkits, and customized coaching and incentive funding.

Plans to continue reducing emissions in 2021 and beyond.

The University of the Fraser Valley continues its focus on energy management and environmental sustainability. After two years of consultation with internal and external stakeholders, the new Integrated Strategic Plan (ISP), called **IYAQAWTXW — House of Transformation**, has recently been launched. There is work in progress to establish the key performance indicators (KPI's) to measure progress on the goals of the Integrated Strategic Plan. The measure related to Energy and Environmental Sustainability adopted in the ISP will continue to drive UFV's reduction of our annual greenhouse gas emissions (tCO₂e).

In 2021, the Office of Sustainability will lead a similar planning process to the Integrated Strategic Plan to develop **UFV's Sustainability Pathway**. This pathway will provide a framework for UFV, by which it can be recognized as a progressive institution with the highest sustainability standards.

The new Sustainability Pathway will be an opportunity for UFV to align itself with the **United Nations Sustainable Development Goals (SDG)**. It will help to mobilize the university in its address of material sub-topics, such as the continued reduction of greenhouse gas emissions, building energy consumption, as well as changes to the campus fleet and sustainable procurement processes.

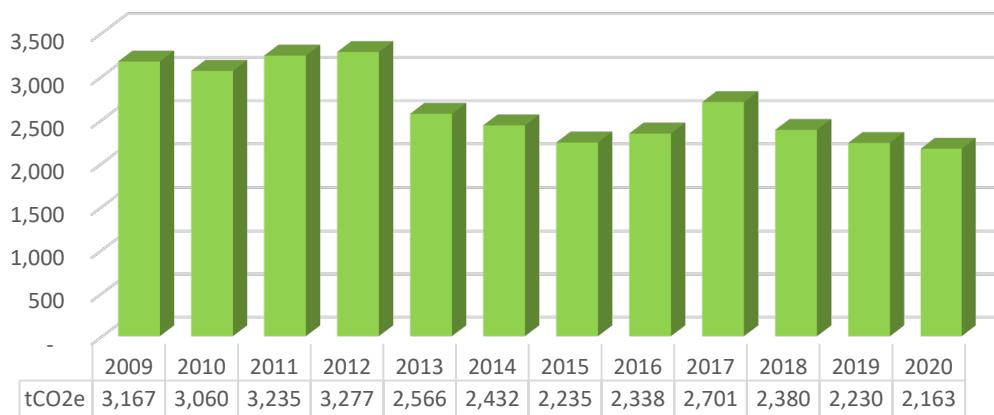
UFV's Sustainability Pathway will challenge, inspire, and motivate internal and external audiences towards better energy management and sustainable practices.

GHG emissions

In 2020, UFV's total GHG emissions were **2,163** tonnes of CO₂ equivalent. UFV has continued to reduce its carbon emissions, recording a **32%** overall reduction in total carbon emission from 2009.

- Natural gas and electricity used in buildings make up: **98%** of our GHG emissions
- Fleet combustion: **1%**
- Paper consumption: **1%**

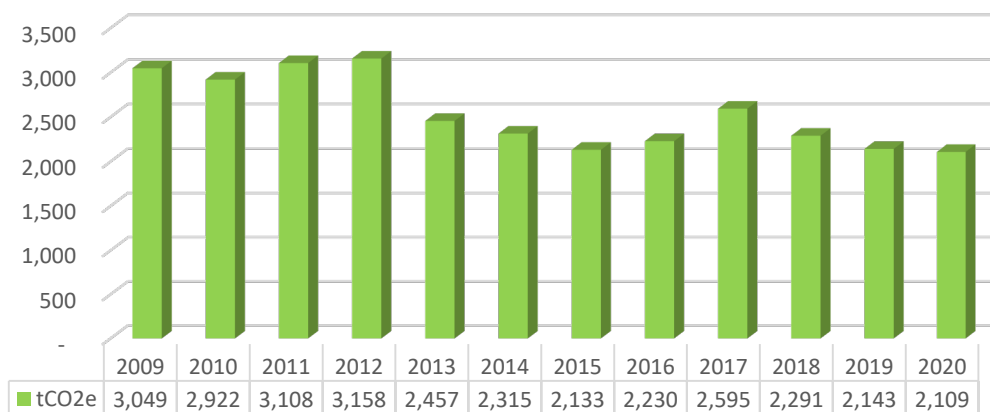
GHG emissions



Buildings Energy Consumption

The mechanical system upgrades and building energy retrofits have reduced carbon emissions, which resulted in a **2%** reduction in natural gas use. UFV's Sustainability Pathway will enable the identification of long-term emissions reduction strategies to achieve the Integrated Strategic Plan KPI for UFV's GHG emissions reduction target.

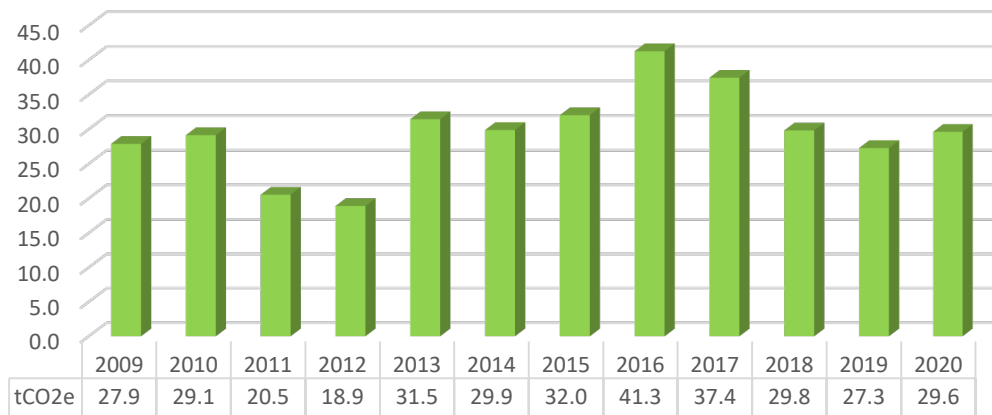
GHG emissions - Buildings



Campus Fleet

UFV plans to replace its ageing and ICE vehicle facilities management fleet with electric vehicles (EV). However, the replacement will depend on the market availability and costs. In addition, UFV is planning to expand its charging infrastructure to support further the adoption of electric vehicles used by those both on and off-campus.

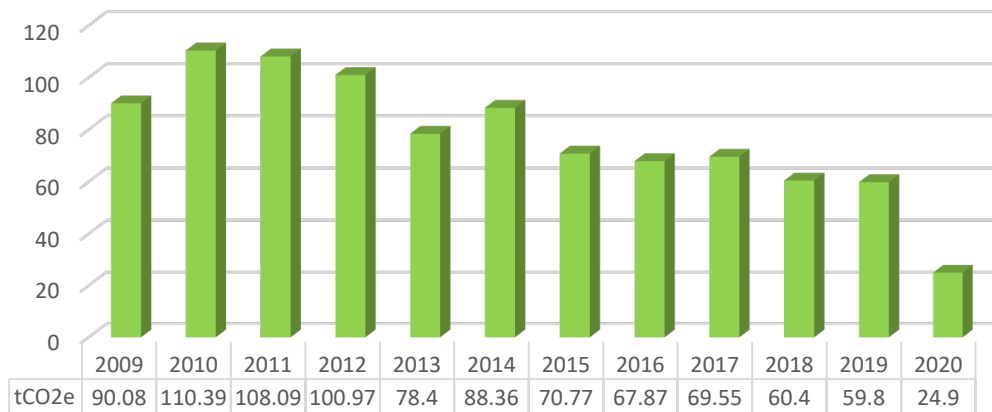
GHG emissions - Fleet



Office Paper Purchasing

In 2020, UFV drastically reduced the purchase and use of recycled paper stock at UFV. Paper consumption was nearly **60%** less than the previous year. UFV is on the right path and will continue to identify opportunities to digitize paperwork and transition to 100% post-consumer waste (PWC) paper.

GHG emissions - Paper



Emissions and Offset Summary Table

University of the Fraser Valley 2020 GHG Emissions and Offsets

GHG Emissions created in Calendar Year 2020	
Total Emissions (tCO ₂ e)	2,164
Total BioCO ₂	1
Total Offsets (tCO ₂ e)	2,163
Adjustments to Offset Required GHG Emissions Reported in Prior Years	
Total Offsets Adjustment (tCO ₂ e)	-151
Grand Total Offsets for the 2020 Reporting Year	
Grand Total Offsets (tCO ₂ e) to be Retired for 2020 Reporting Year	2,012
Offset Investment (\$25 per tCO ₂ e)	\$50,300

Retirement of Offsets:

In accordance with the requirements of the Climate Change Accountability Act and Carbon Neutral Government Regulation, the University of the Fraser Valley (**the Organization**) is responsible for arranging for the retirement of the offsets obligation reported above for the 2020 calendar year, together with any adjustments reported for past calendar years (if applicable). The Organization hereby agrees that, in exchange for the Ministry of Environment and Climate Change Strategy (**the Ministry**) ensuring that these offsets are retired on the Organization's behalf, the Organization will pay within 30 days, the associated invoice to be issued by the Ministry in an amount equal to \$25 per tonne of offsets retired on its behalf plus GST.

Executive sign-off

	May 31, 2021
Signature	Date
Jackie Hogan	CFO & VP Administration
Name (please print)	Title