

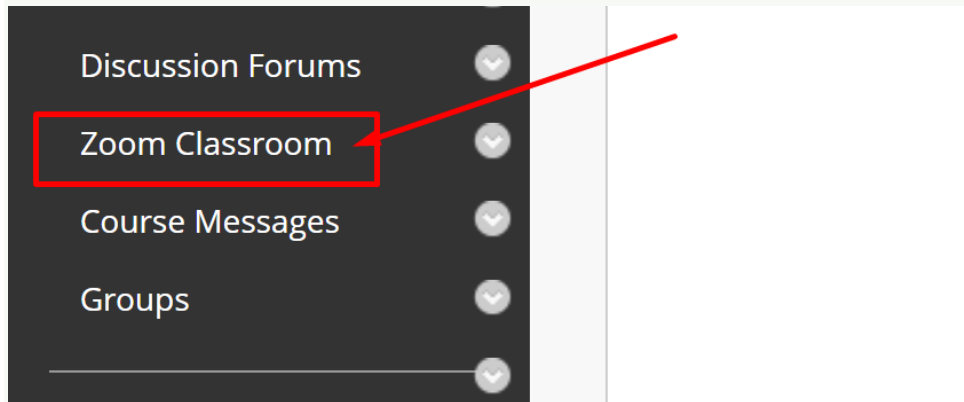
Zoom:

How to Copy the Zoom Meeting Information

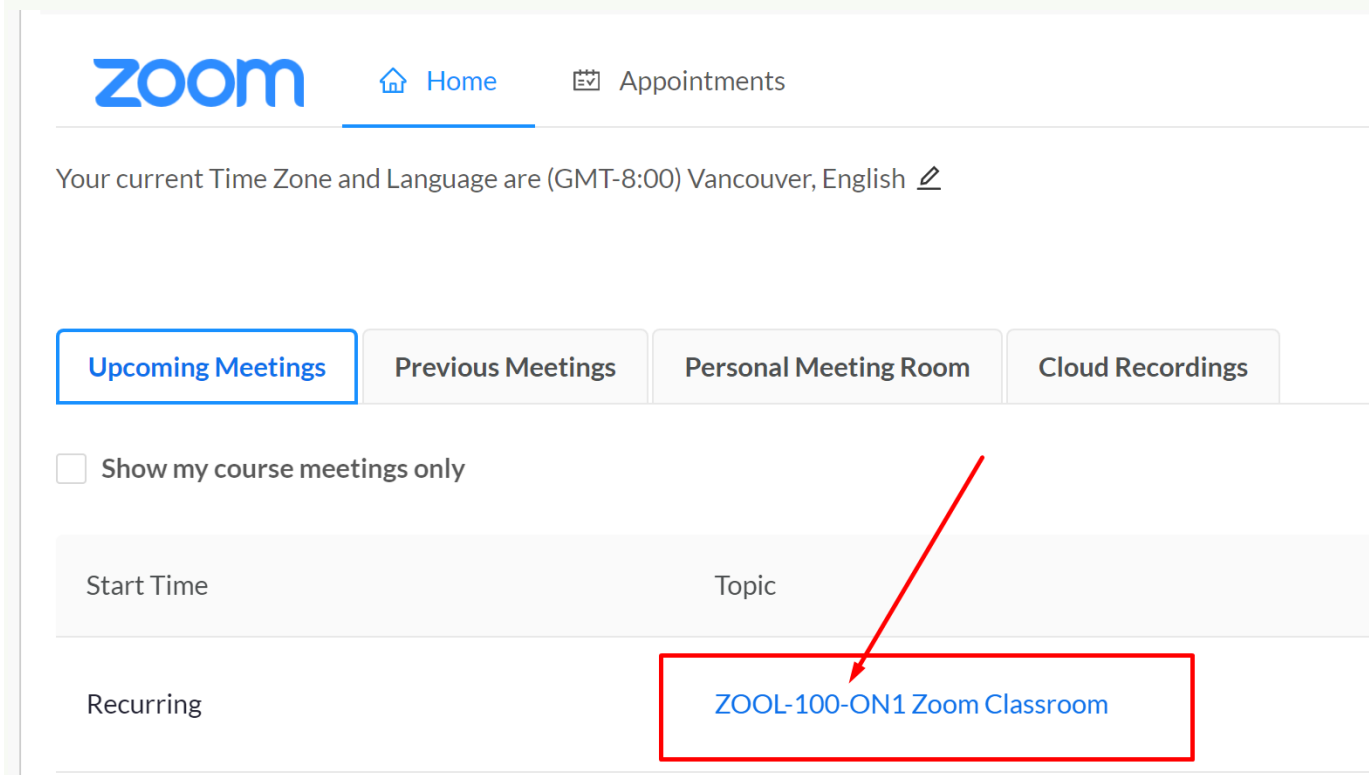
Email: askTLC@ufv.ca

Video: video.ufv.ca

1] (myClass course's left menu) Zoom Classroom






2] The Zoom Meeting's Topic/Title



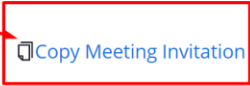
3] Copy Meeting Invitation

Topic ZOOOL-100-ON1 Zoom Classroom

Time Recurring meeting

Add to   

Meeting ID 613 0264 1379

Invite Attendees Join URL: <https://ufv-ca.zoom.us/j/61302641379?pwd=OWw3N2dITjBQcXQ1cWY1Sjl4Y0s4UT09> 

4] Copy Meeting Invitation

ZOOOL-100-ON1 Zoom Classroom

Copy Meeting Invitation

Meeting Invitation


Soowook Kim (he/him) is inviting you to a scheduled Zoom meeting.

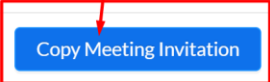

Topic: ZOOOL-100-ON1 Zoom Classroom
Time: This is a recurring meeting Meet anytime

Join Zoom Meeting
[https://ufv-ca.zoom.us/j/61302641379?
pwd=OWw3N2dITjBQcXQ1cWY1Sjl4Y0s4UT09](https://ufv-ca.zoom.us/j/61302641379?pwd=OWw3N2dITjBQcXQ1cWY1Sjl4Y0s4UT09)

Meeting ID: 613 0264 1379
Passcode: 300535

One tap mobile
+12042727920,,61302641379# Canada
+14388097799,,61302641379# Canada



5] Paste the Meeting Invitation in your email or any editable area in any apps.

Revised by Soowook Kim on JAN 09, 2024.